

SRI DEVARAJ URS ACADEMY OF HIGHER EDUCATION & RESEARCH
(A DEEMED TO BE UNIVERSITY)

M.B.B.S Phase-III (Part II) Degree examination JULY 2022

Time:3 hours

Max Marks:100

GENERAL SURGERY- PAPER 2

*Your answer should be specific to the question asked
Draw neat and labeled diagrams wherever necessary*

LONG ESSAY

2 X 10 = 20 Marks

1. Discuss the aetiology, types, clinical features, complications and management of hydronephrosis. 2+2+2+4
2. Classify lymphomas. Describe the clinical features, staging and management of Hodgkins lymphoma. 2+2+3+3

SHORT ESSAY

10 X 5 = 50 Marks

3. Describe the etiology, clinical features and management of a case of diaphragmatic hernia. 1+2+2
4. Define Hydrocele. Mention the types and treatment of vaginal hydrocele. 1+2+2
5. What are the various types of vagotomy and Describe in detail about truncal vagotomy. 1+2+2
6. Describe the clinical features and management of Venous thromboembolism. 1+2+2
7. Describe latest trends in renal transplantation.
8. Write etiology clinical features and management of pseudomyxoma peritoni 1+2+2
9. Mention the clinical features and management of Imperforate Anus. 2+3
10. Discuss the clinical features and management of gas gangrene of lower limb. 1+2+2
11. Describe the etiology, clinical signs and symptoms of hydatid disease of the lung. 1+1+3
12. Mention the embryology, presentation and complications of Meckels Diverticulum. 1+2+2

SHORT ANSWERS

10 X 3 = 30 Marks

13. Write in brief about embryology and complications of Ladd's Band.
14. Mention the indications of Intercostal Drainage.
15. Mention the causes and clinical features of Raynaud's disease.
16. Write indications, contraindications and complications of Retrograde Pyelogram.
17. Mention the side effects of immune suppression.
18. Write a note on causes and treatment of Spermatocoele.
19. Mention clinical signs specific of splenic injury.
20. Describe Bisgaard's regimen and its role in venous ulcer?.
21. Mention the uses and complications of ERCP.
22. Discuss the surgical anatomy of testis.



SRI DEVRAJ URS ACADEMY OF HIGHER EDUCATION & RESEARCH
(A DEEMED TO BE UNIVERSITY)

M.B.B.S Phase-III (Part II) Degree examination JULY 2022

Time:3 hours

Max Marks:100

GENERAL SURGERY- PAPER 1 – Section - A

*Your answer should be specific to the question asked
Draw neat and labeled diagrams wherever necessary*

LONG ESSAY

2 X 10 = 20 Marks

1. Discuss the patho-physiology of burns. How do you manage a case of 40% burns?4+3+3
2. Discuss in Brief about premalignant condition of oral cavity. Discuss management of Carcinoma of floor of mouth. 3+3+4

SHORT ESSAY

3 X 5 = 15 Marks

3. Discuss about the etiology, clinical features and management of salivary gland calculi 1+2+2
4. Mention the principles and management of Endotoxic shock. 1+2+2
5. Mention different positions of thyroglossal cyst. Discuss its clinical features and management 1+2+2

SHORT ANSWERS

5 X 3 = 15 Marks

6. Brief note on indications, contra-indications and complications of hemi-thyroidectomy
7. Describe the salient points in the treatment of Amelanotic melanoma
8. Define ERCP. Mention its indications.
9. Enumerate six common deformities in leprosy.
10. Mention salient points for early diagnosis and treatment of Inhalational injury?

Question Paper Code:U4136

SURGERY (ORTHOPAEDICS)- Section - B

LONG ESSAY

2 X 10 = 20 Marks

1. Describe mode of injury, clinical features and management of Posterior dislocation of hip joint ? (2+4+4)
2. Describe etiopathogenesis, clinical features, radiological features and management of Pott's paraplegia ? (3+2+2+3)

SHORT ESSAY


3 X 5 = 15 Marks


3. Describe Wrist drop? Mention the electrodiagnostic tests used ? (2+3)
4. Describe the clinical features and management of Multiple myeloma? (2+3)
5. Mention FOUR (other than cubitus varus) complications of Supracondylar fracture of humerus in children? Describe cubitus varus ? (2+3)

SHORT ANSWERS

5 X 3 = 15 Marks

6. What is Maduramycosis? Describe its manage?
7. What is Regiment badge Sign and its clinical importance?
8. Mention SIX radiological features in Pott's spine?
9. Mention SIX complications of Fracture shaft of femur ?
10. Define Meralgia Paraesthetica? How do you treat it?





Question Paper Code:U4136

SRI DEVRAJ URS ACADEMY OF HIGHER EDUCATION & RESEARCH
(A DEEMED TO BE UNIVERSITY)

M.B.B.S Phase-III (Part II) Degree examination JULY 2022

Time:3 hours

Max Marks:100

ORTHOPAEDICS- PAPER 1

*Your answer should be specific to the question asked
Draw neat and labeled diagrams wherever necessary*

LONG ESSAY (Answer any 2)

1 X 10 = 10 Marks

1. Describe the clinical features of malignant tumour of bone ? Discuss the clinical features, differential diagnoses and management of Ewing's sarcoma ? (2+2+2+4)
2. Define Ulnar claw hand. Enumerate the causes and its management. (2+4+4)

SHORT ESSAY (Answer any 5)

5 X 5 = 25 Marks

3. Define 1. Hill-Sach's lesion 2. Bankart's lesion. What are the clinical features of Anterior dislocation of Shoulder? (1+1+3)
4. What is Skeletal traction? Describe upper tibial traction and mention any TWO indications for upper tibial traction ? (1+3+1)
5. Discuss medical and surgical management of TB Hip? (3+2)
6. Describe the clinical features and management of Idiopathic club Foot ? (2+3)
7. Explain the various stages of Intervertebral disc prolapse with diagram? (5)
8. Mention TWO causes of Foot drop? Discuss its management? (2+3)

SHORT ANSWERS (No choices)

5 X 3 = 15 Marks

9. Describe gait in TB Hip?
10. Mention THREE clinical and radiological features of Rickets ?
11. What is de Quervain's disease? How do you treat it?
12. What is Subacute Osteomyelitis? How do you manage it ?
13. Mention SIX Ossification centres around Elbow with their time of appearance and its clinical significance ? (3+1+1)

GENERAL SURGERY- PAPER 1

LONG ESSAY (Answer any 2)

1 X 10 = 10 Marks

14. Classify neoplasms of thyroid. Discuss clinical features and management of papillary carcinoma of thyroid. 3+3+4
15. Define an ulcer . Discuss the pathology and management of diabetic foot. 2+4+4

SHORT ESSAY (Answer any 5)

5 X 5 = 25 Marks


16. Describe the etiology, clinical features and management of Hashimoto's thyroiditis
1+2+2
17. Outline the principles of prevention and control HIV infection in surgical practice. 3+2
18. Discuss about the etiology, clinical features and management of salivary gland calculi
1+2+2
19. Mention indications and contra indications of MRCP. 3+2
20. Mention " Rule of Nine". What is Parkland formula in treatment of burns. 2+3
21. Describe the merits and demerits of spinal anesthesia. How do you prevent and treat the complications? 2+1+1+1

SHORT ANSWERS (No choices)

5 X 3 = 15 Marks

22. Mention three salient features of delayed primary suture/closure.
23. Enumerate indications of sialogram
24. Describe clinical features of Toxic shock syndrome?
25. Enumerate the investigations and surgical treatment of Marjolin's ulcer lower limb.
26. Write a short note on Subareolar Abscess





Question Paper Code:U4136

SRI DEVRAJ URS ACADEMY OF HIGHER EDUCATION & RESEARCH
(A DEEMED TO BE UNIVERSITY)

M.B.B.S Phase-III (Part II) Degree examination JULY 2022

Time:3 hours

Max Marks:100

ORTHOPAEDICS- PAPER 1

*Your answer should be specific to the question asked
Draw neat and labeled diagrams wherever necessary*

LONG ESSAY

1 X 10 = 10 Marks

1. Describe clinical features, radiological findings and principles of management of Lumbar intervertebral disc-prolapse. (3+3+4)

SHORT ESSAY

5 X 5 = 25 Marks

2. Describe the course of Ulnar nerve in the forearm ? How do you clinically diagnose Ulnar nerve palsy? (2+3)
3. Describe the stages of Tubercular hip ? Describe the attitude/deformities seen in each stages? (3+2)
4. Describe the classification and management of patellar fracture ? (2+3)
5. Define Osteoporosis? Mention any FOUR causes and describe the management of this condition in a 65yr old woman? (1+2+2)
6. Describe mechanism of injury and management of Anterior dislocation of Shoulder. (2+3)

SHORT ANSWERS

5 X 3 = 15 Marks

7. Describe the technique of Ligamentotaxis in the management of distal end radius fracture ?
8. What is Hypertrophic callus? Mention four causes of it ?
9. What is Clutton's joint? Mention the cause and clinical features?
10. Describe THREE clinical tests in high radial nerve palsy ?
11. What is Arthroplasty? Mention the types of Hip Replacement ?

GENERAL SURGERY- PAPER 1

LONG ESSAY

1 X 10 = 10 Marks

12. Discuss etiological factors, clinical features and management in follicular thyroid carcinoma. 3+3+4

SHORT ESSAY

5 X 5 = 25 Marks

13. What is barium swallow ? Mention its indications and contra indications. 2+2+1
14. Discuss the clinical features and management of retrosternal goiter. 1+2+2


15. Describe the investigations and treatment of tubercular cervical lymphadenitis. 2+3
16. What are the Enteral nutrition methods ? Mention their advantages over parenteral nutrition. 3+2
17. Discuss about etiology, clinical features and management of Frey's syndrome 1+2+2

SHORT ANSWERS

5 X 3 = 15 Marks

18. Enumerate three causes for multiple air fluid levels in plain X ray erect abdomen
19. Mention three salient features of delayed primary suture/closure.
20. Write the indications dosage and side effects of Tamoxifen
21. List the complications of Circumferential burns
22. Mention the indications and types of Feeding jejunostomy?





Question Paper Code:U4136

SRI DEVRAJ URS ACADEMY OF HIGHER EDUCATION & RESEARCH
(A DEEMED TO BE UNIVERSITY)

M.B.B.S Phase-III (Part II) Degree examination JULY 2022

Time:3 hours

Max Marks:100

ORTHOPAEDICS- PAPER 1

*Your answer should be specific to the question asked
Draw neat and labeled diagrams wherever necessary*

LONG ESSAY

1 X 10 = 10 Marks

1. Describe clinical features, radiological findings and principles of management of Lumbar intervertebral disc-prolapse. (3+3+4)

SHORT ESSAY

5 X 5 = 25 Marks

2. Describe the course of Ulnar nerve in the forearm ? How do you clinically diagnose Ulnar nerve palsy? (2+3)
3. Describe the stages of Tubercular hip ? Describe the attitude/deformities seen in each stages? (3+2)
4. Describe the classification and management of patellar fracture ? (2+3)
5. Define Osteoporosis? Mention any FOUR causes and describe the management of this condition in a 65yr old woman? (1+2+2)
6. Describe mechanism of injury and management of Anterior dislocation of Shoulder. (2+3)

SHORT ANSWERS

5 X 3 = 15 Marks

7. Describe the technique of Ligamentotaxis in the management of distal end radius fracture ?
8. What is Hypertrophic callus? Mention four causes of it ?
9. What is Clutton's joint? Mention the cause and clinical features?
10. Describe THREE clinical tests in high radial nerve palsy ?
11. What is Arthroplasty? Mention the types of Hip Replacement ?

GENERAL SURGERY- PAPER 1

LONG ESSAY

1 X 10 = 10 Marks

12. Discuss etiological factors, clinical features and management in follicular thyroid carcinoma. 3+3+4

SHORT ESSAY

5 X 5 = 25 Marks


13. What is barium swallow ? Mention its indications and contra indications. 2+2+1
14. Discuss the clinical features and management of retrosternal goiter. 1+2+2

15. Describe the investigations and treatment of tubercular cervical lymphadenitis. 2+3
16. What are the Enteral nutrition methods ? Mention their advantages over parenteral nutrition. 3+2
17. Discuss about etiology, clinical features and management of Frey's syndrome
1+2+2

SHORT ANSWERS

5 X 3 = 15 Marks

18. Enumerate three causes for multiple air fluid levels in plain X ray erect abdomen
19. Mention three salient features of delayed primary suture/closure.
20. Write the indications dosage and side effects of Tamoxifen
21. List the complications of Circumferential burns
22. Mention the indications and types of Feeding jejunostomy?



SRI DEVARAJ URS ACADEMY OF HIGHER EDUCATION & RESEARCH

(A DEEMED TO BE UNIVERSITY)

M.B.B.S Phase-III (Part II) Degree examination JULY 2022

Time:3 hours

Max Marks:100

GENERAL SURGERY- PAPER 2

Your answer should be specific to the question asked

Draw neat and labeled diagrams wherever necessary

LONG ESSAY (Answer any 2)

2 X 10 = 20 Marks

1. A 30 yr old male brought to the casualty with multiple rib fractures following a road traffic accident. Discuss the management of Flail chest. 5+5
2. Describe the clinical features, grades and management of liver injuries. 3+3+4
3. Describe the etiology, clinical features, staging and management of Grawitz tumor. 2+2+2+4

SHORT ESSAY (Answer any 10)

10 X 5 = 50 Marks

4. Write etiology and treatment of Surgical Emphysema. 2+3
5. Mention the clinical features and management of Imperforate Anus. 2+3
6. Discuss types, clinical features and surgical treatment of Renal calculi. 1+2+2
7. What are interferons? Mention the types. Write briefly about their uses in organ transplantation.
8. Discuss clinical features and management of superficial thrombophlebitis. 2+3
9. Discuss the clinical features and management of gas gangrene of lower limb. 1+2+2
10. Discuss various causes of intestinal obstruction in a new born and management of meconium ileus. 2+3
11. Discuss briefly about the causes, complications and management of Ectopic Testis. 1+2+2
12. Discuss the Clinical features, investigations and management of Pericardial Tamponade. 1+1+3
13. Write a brief note on clinical manifestations of Helicobacter Pylori. 05
14. What are the Causes of hematuria. How to evaluate a case of urethral injury?. 2+3
15. Describe the various umbilical hernias and Discuss their management. 2+3

SHORT ANSWERS (No choices)

10 X 3 = 30 Marks

16. List causes for Virchow's lymph node (Troisier's sign).
17. Write causes for ischemia of lower limb.
18. Write radiological differences between Renal and Gall bladder calculi.
19. Mention the types of cervical rib.
20. Mention the different types of graft.
21. Write the components of Ransons criteria in management of acute pancreatitis.
22. Describe stages of Klippel Trenauay syndrome.
23. Mention the uses and complications of ERCP.
24. Mention the salient features of peritonitis.
25. Mention types of prostatectomy.

