

SRI DEVARAJURSACADEMY OF HIGHER EDUCATION & RESEARCH

(A DEEMED TO BE UNIVERSITY)

B.Sc. Allied Health Sciences Second Year (Semester-IV)

September 2022 Examination

B.Sc. Imaging Technology

Time: 3 Hrs.

Paper-I

[Max. Marks: 100]

Sub: Basic Radiographic and Fluoroscopy

Q.P Code: J4380

Your answers should be specific to the questions asked.

Draw neat labeled diagrams wherever necessary.

LONG ESSAY

02 x 10 = 20 Marks

1. Write in detail about radiographic positioning of shoulder joint
2. Write about Radiographic positioning of pelvis in detail.

SHORT ESSAY (answer any ten)

10 x 05 = 50 Marks


3. Film Contrast and density.
4. Radiographic positioning of forearm
5. Radiographic positioning of shoulder joint
6. Radiographic positioning of hip joints
7. Radiographic positioning of lumbar spine
8. Skeletal Survey for Metabolic Bone Diseases
9. Radiographic positioning of Skull – Caldwell view
10. Sinuses - PA view
11. Radiographic positioning of chest
12. Patient preparation for abdomen radiography
13. Radiographic positioning of sesamoids
14. Dental radiography

SHORT ANSWERS (answer any ten)

10 x 03 = 30 Marks

15. Abdomen - Erect
16. Ribs - AP (Posterior Lower Ribs 9-12)
17. Periapical or intraoral or wall-mounted
18. Sinuses - OM (Waters) Open Mouth
19. Skull - Lateral Horizontal Ray (Trauma)
20. Indications for skeletal survey
21. Cervical - Odontoid view
22. Judet Method
23. Acromioclavicular - weight bearing
24. Knee - Skyline
25. Humerus - Intertubercular Groove
26. ALARA

* * *



SRI DEVARAJ URS ACADEMY OF HIGHER EDUCATION & RESEARCH

(A DEEMED TO BE UNIVERSITY)



B.Sc. Allied Health Sciences Second Year (Semester-IV)

September 2022 Examination

B.Sc. Imaging Technology

Time: 3 Hrs.

Paper-II

[Max. Marks: 100]

Sub: Darkroom Processing

Q.P Code: J4390

Your answers should be specific to the questions asked.

Draw neat labeled diagrams wherever necessary.

LONG ESSAY

02 x 10 = 20 Marks

1. Write about the reproduction process of Radiographs and Copying Radiographs.
2. What is a darkroom? And write about construction of darkroom

SHORT ESSAY (answer any ten)


10 x 05 = 50 Marks


3. Wet side of the darkroom
4. Construction of Intensifying Screens
5. Safe light, its use and tests
6. Loading and Unloading of the Cassettes in darkroom
7. Darkroom Instruction To Staff
8. Dry side of the darkroom
9. Types of x-ray films
10. Characteristic Curves
11. Types of Intensifying Screens, its advantages and Limitations of Intensifying Screens
12. Tank method of film processing
13. Types of Cassette
14. Identification of Cassettes and Care of Cassettes

SHORT ANSWERS (answer any ten)

10 x 03 = 30 Marks

15. Automatic Processor
16. Magnification
17. Drying marks
18. Fog
19. Stains
20. Day Light System Using Cassettes
21. Resolution
22. Developer
23. Control of Temperature
24. Tray method of film processing
25. Importance of PH in Processing Films.
26. Fluorescence & Phosphors





SRI DEVARAJ URS ACADEMY OF HIGHER EDUCATION & RESEARCH

(A DEEMED TO BE UNIVERSITY)

B.Sc. Allied Health Sciences Second Year (Semester-IV)

September 2022 Examination

B.Sc. Imaging Technology

Time: 3 Hrs.

Paper-III

[Max. Marks: 100]

Sub: Special procedures with contrast media reactions

Q.P Code: J4400

Your answers should be specific to the questions asked.

Draw neat labeled diagrams wherever necessary.

LONG ESSAY

2 × 10 = 20 Marks

- 1 Micturating cystourethrogram: Indications, Contra-Indications, patient preparation procedure and after care.
- 2 Barium Meal Follow Through: Indications, contra-indications, patient preparation, procedure and after care.

SHORT ESSAY (Answer any Ten)

10 × 5 = 50 Marks

- 3 Explain the process of digital subtraction Angiography.
- 4 Write about negative contrast media and their uses.
- 5 Indications and contra indications for Barium Swallow study?
- 6 What are the indications for hysterosaplyngography?
- 7 Describe the procedure of retrograde urethrography?
- 8 What are the types of contrast reactions?
- 9 Write briefly about pulmonary arteriography?
- 10 What is venography?
- 11 Write the procedure of hysterosalpingography?
- 12 What are the uses of fluoroscopy?
- 13 Classification of iodinated contrast media?
- 14 Write about guide wires used in angiography studies?

SHORT ANSWERS (Answer any Ten)

10 × 3 = 30 Marks

- 15 Pressure injector?
- 16 What is 10 days rule?
- 17 What are the indications for Intra venous urography?
- 18 Hypotonic duodenography?
- 19 Write a note on ascending aortography?
- 20 What are the complications of RGU?
- 21 What are the uses of digital subtraction angiography?
- 22 Write about extravasation of contrast?
- 23 What is venography?
- 24 Write a note on radiation protection?
- 25 What is vasography?
- 26 Describe briefly about lymphangiogram?

